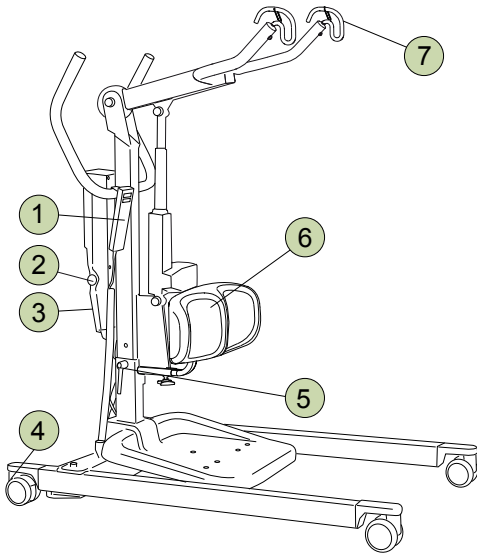


# Sabina 200

## Quick Reference Guide

English



### 1 Hand Control

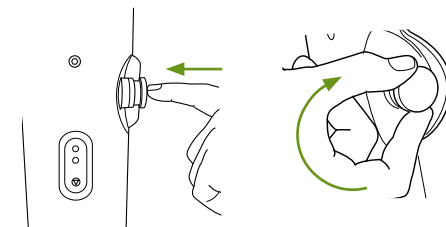


- ↑ Up
- ↓ Down
- ⊕ Widening the base
- ⊖ Narrowing the base
- ⓐ Indicating low battery capacity

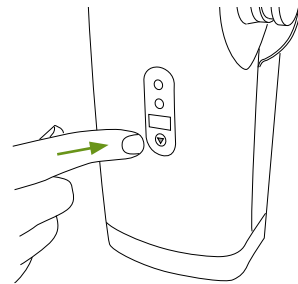
### 2 Emergency Stop

Activate:

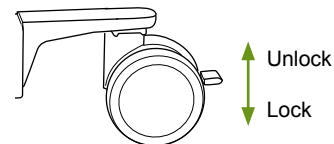
Reset:



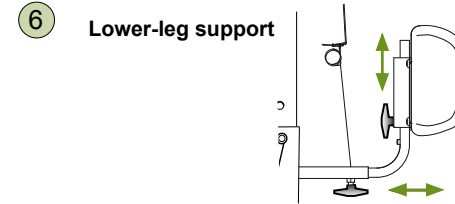
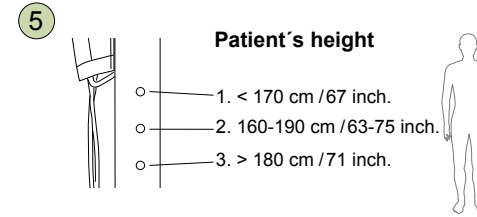
### 3 Electrical Emergency Lowering



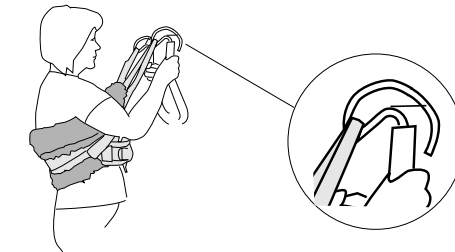
### 4 Locking the Wheels



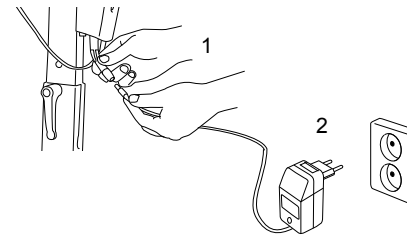
### Adjustments



### 7 Safety Latches



### Charging the Batteries



- Charge the lift regularly after use.
- The lift does not function during charging.
- **The emergency stop should not be pressed in during charging.**

### Ergonomics

- Never lift manually – let the lift do the lifting.
- Take it easy. Work calmly and methodically.
- Don't strain your back! Work in a walking stance with your back straight.
- Use the bed's raising and lowering functions.
- Reduce the lever effect. Work close to the patient and the lift.

### Cleaning

When necessary, clean the lift with a moist cloth, using common surface cleaners or disinfectants.

### Simple Troubleshooting

**Check to ensure that:**

- the emergency stop is not pressed in, see 2
- the battery is charged
- the hand control is properly connected.

### Other Quick Reference Guides

Quick reference guides for Liko's lifts and slings are available for downloading at [www.liko.com](http://www.liko.com).

© Copyright Liko AB



### Safety Instructions

- Read the instruction guides for the lift and lifting accessories before use.
- Plan the lifting operation carefully.
- Check to ensure that the sling's strap loops are correctly fastened to the sling bar hooks when the sling strap is extended, but before the patient is lifted from the underlying surface.
- **Maximum load: 160 kg (350 lbs).**

To retain max. load it is essential to use accessories rated for the same max. load or greater.

### IMPORTANT!

This quick reference guide does not replace the lift's instruction guide, which can be downloaded at [www.liko.com](http://www.liko.com).



A Hill-Rom Company

[www.liko.com](http://www.liko.com)

Manufacturer:

Liko AB  
SE-975 92 Luleå  
Sweden  
[info@liko.se](mailto:info@liko.se)