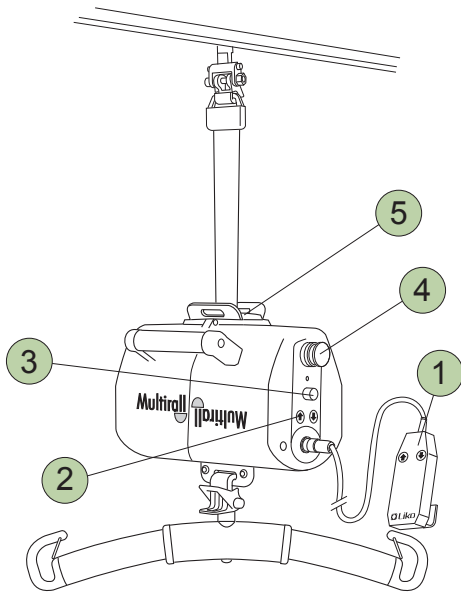


Multirall

Quick Reference Guide

English



Safety Instructions

- Read the instruction guides for the lift and lifting accessories before use.
- Plan the lifting operation carefully.
- Check to ensure that the sling's strap loops are correctly fastened to the sling bar hooks when the sling strap is extended, but before the patient is lifted from the underlying surface.

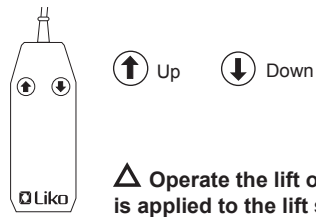
• Maximum load: 200 kg (440 lbs).

To retain max. load it is essential to use accessories rated for the same max. load or greater.

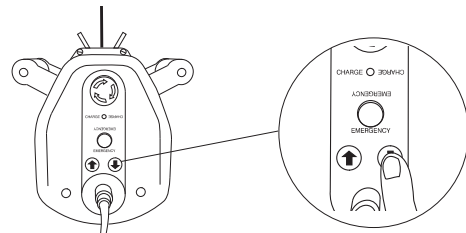
i IMPORTANT!

This quick reference guide does not replace the lift's instruction guide, which can be downloaded at www.liko.com.

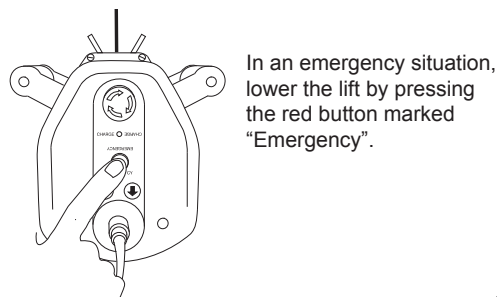
1 Hand Control



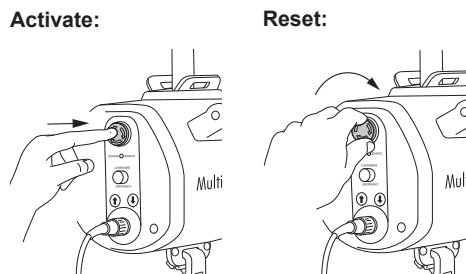
2 Electrical Emergency Lowering / Raising



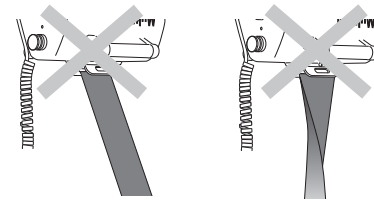
3 Mechanical Emergency Lowering



4 Emergency Stop

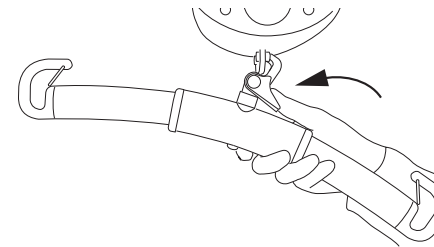


5 SSP Limit Switch

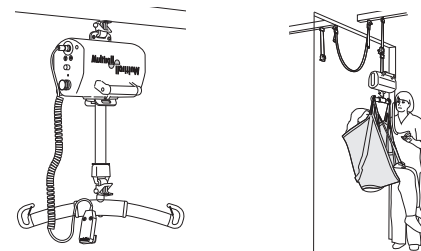


The lifting motion is interrupted when load on the lift strap is biased or when the lift strap is twisted.

Changing Lifting Accessories

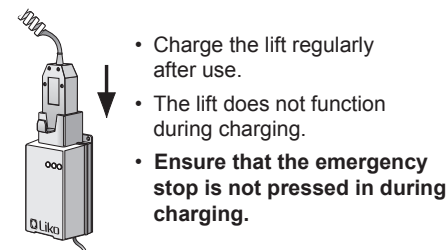


Alternative Use



i For more information on various alternatives, read the instruction guide for the lift.

Charging of Batteries



Ergonomics

- Never lift manually – let the lift do the lifting.
- Take it easy. Work calmly and methodically.
- Don't strain your back! Work in a walking stance with your back straight.
- Use the bed's raising and lowering functions.
- Reduce the lever effect. Work close to the patient and the lift.

Cleaning

When necessary, clean the lift with a moist cloth, using common surface cleaners or disinfectants.

Simple Troubleshooting

Check to ensure that:

- the emergency stop is not pressed in
- the battery is charged
- the hand control is properly connected.

Other Quick Reference Guides

Quick reference guides for Liko's lifts and slings are available for downloading at www.liko.com.

© Copyright Liko AB



A Hill-Rom Company

www.liko.com

Manufacturer:

Liko AB
Nedre vägen 100
SE-975 92 Luleå
Sweden
info@liko.se